

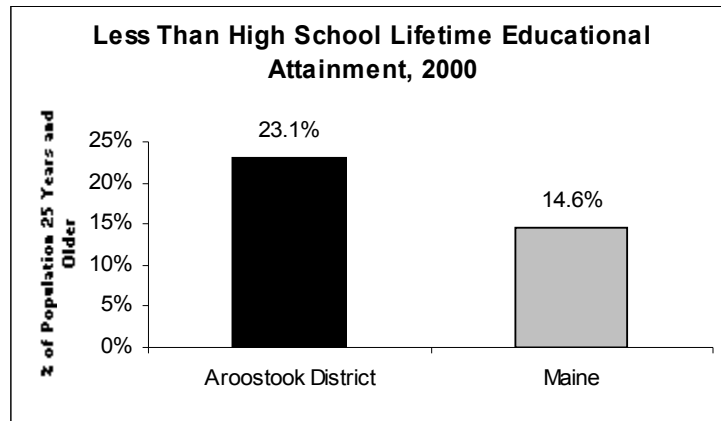
# AROOSTOOK DISTRICT:

# Demographics

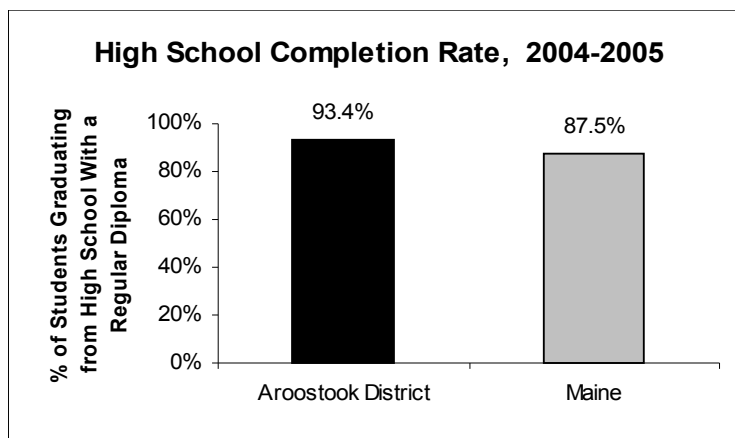
## Socio-Economic Status

Socio-economic status (SES), as measured by factors such as income and educational attainment, is highly related to health status. Numerous health disparities are linked to inequalities in SES.

Mechanisms by which SES contributes to health status include barriers to access of quality health care and prevention, environmental and behavioral factors, and generally high levels of stress. Data on educational attainment and income status, as presented below, are obtained through the Maine Department of Education and the U.S. Census.



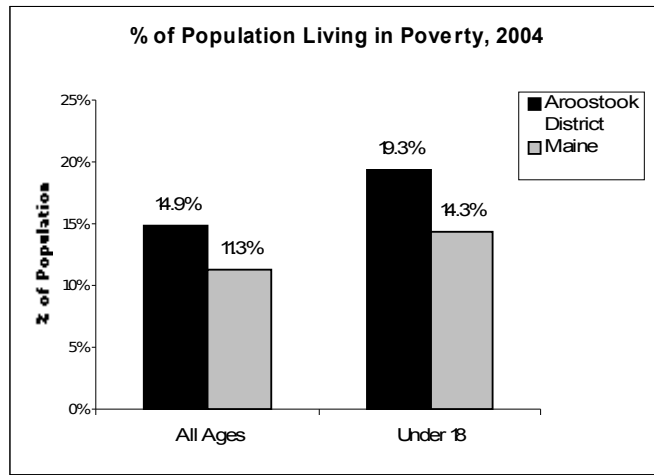
Source: 2000 U.S. Census; % of population 25 and older with < high school education



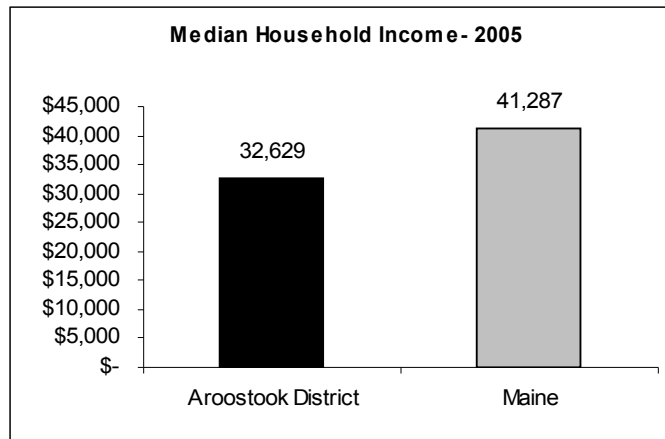
Source: 2004-2005 Maine Department of Education

	<b>Aroostook District Number</b>	<b>Aroostook District Percent</b> (± Margin of Error)	<b>Maine State Percent</b> (± Margin of Error)
Lifetime Educational Attainment Less Than High School <sup>1</sup>	11,882	23.1 (±0.4)	14.6 (±0.1)
High School Completion <sup>2</sup>	801	93.4 (±6.4)	87.5 (±1.5)

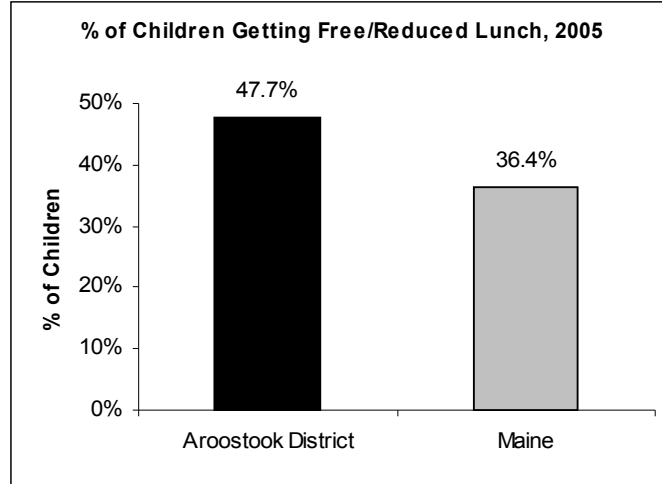
1. Source: 2000 Census; Less than high school education among those 25 years and older,
2. Source: Maine Department of Education; 2004-2005; percent of students graduating from high school with a regular diploma; based on county location of school



Source: 2004 Poverty Estimates; U.S. Census Small Areas Estimates Branch



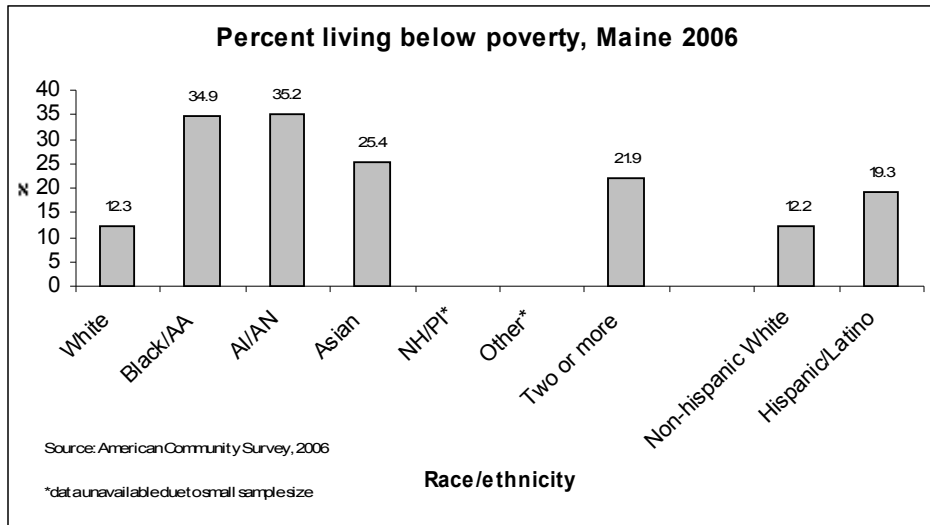
Source: 2004 Median Income Estimates; U.S. Census Small Areas Estimates Branch

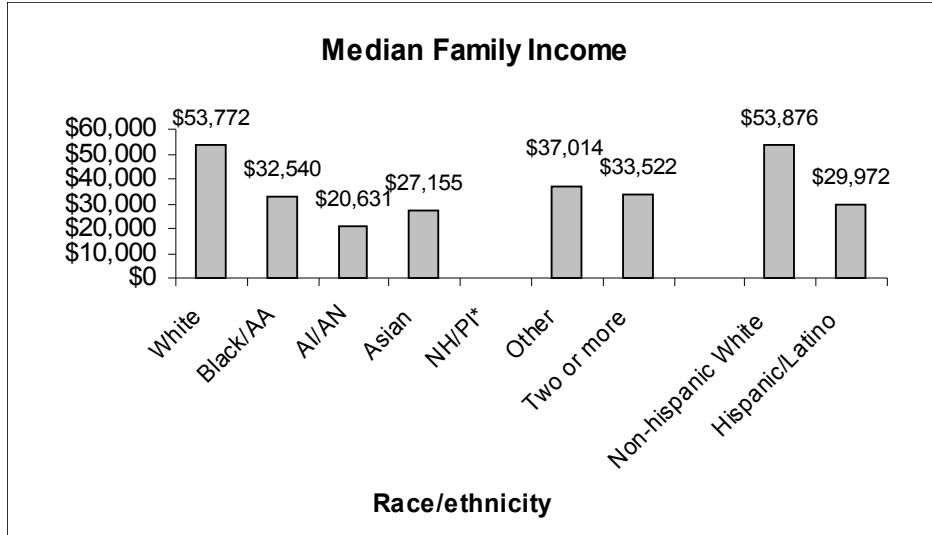


Source: Maine Department of Education: 2005 data

	<b>Aroostook District Number</b>	<b>Aroostook District Percent</b> (± Margin of Error)	<b>Maine State Percent</b> (± Margin of Error)
Poverty, All Ages <sup>1</sup>	10,918	14.9 (±0.3)	11.3 (±0.1)
Poverty, Under 18 <sup>1</sup>	2,751	19.3 (±0.7)	14.3 (±0.1)
Median Household Income <sup>1</sup>	\$32,629	N/A	\$41,287
Children On Free/Reduced Lunch Program <sup>2</sup>	5,551	47.7 (±1.2)	36.4 (±0.3)

1. Source: 2004 Poverty Estimates; U.S. Census Small Areas Estimates Branch
2. Source: Maine Department of Education: 2005 data





Source: American Community Survey, 2006

\*Data unavailable due to small sample size